









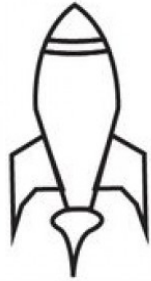



WEŹ W KÓŁKO PRZEDMIOT, KTÓRY NIE PASUJE

www.worksheetfun.com

Circle the picture that is different.



















www.worksheetfun.com

Picture Source: [pinterest.com](http://pinterest.com)

Źródło: <http://divano.tonetastic.info/p/divano-samuel-mondo-convenienza>

DUŻY CZY MAŁY? WEŹ W KÓŁKO TYLKO DUŻY PRZEDMIOT.

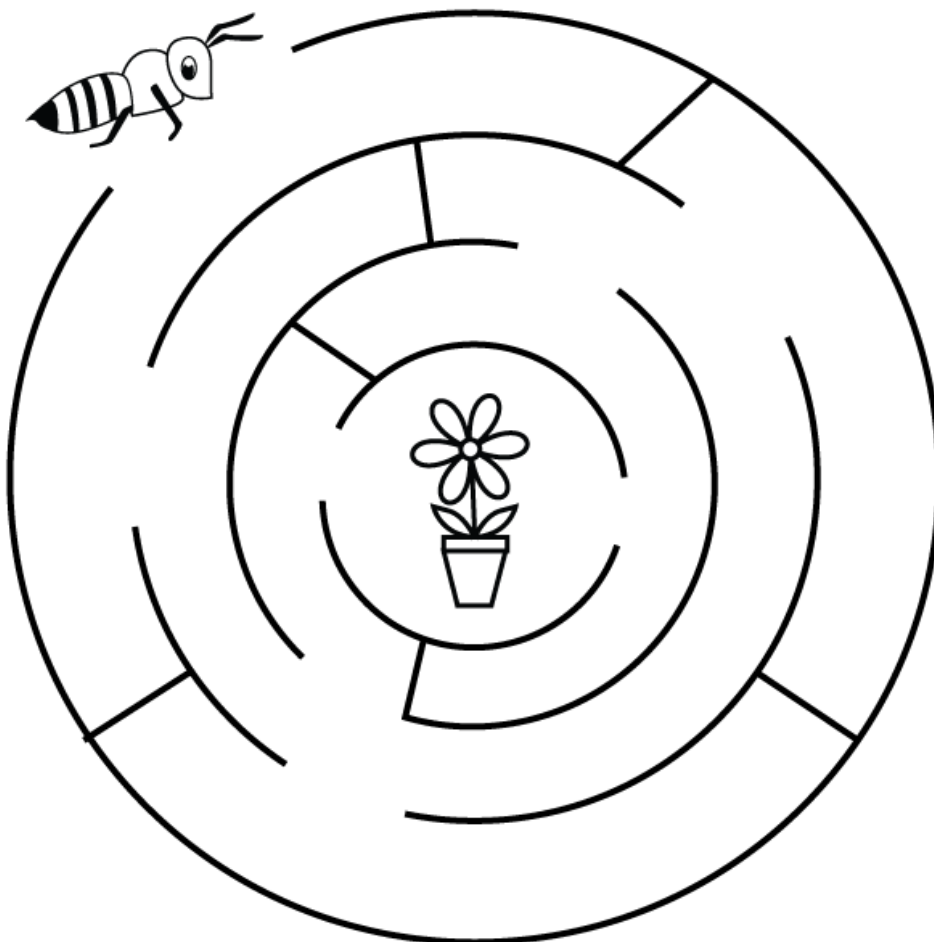
<h1>Big or Small?</h1>	
<h2>Circle the BIG picture.</h2>	
 	 
 	 
 	 
 	 

Źródło: <https://in.pinterest.com/abhiarya018/printable-worksheets/>

# Spring Maze Worksheet

Name \_\_\_\_\_

Help Mr. Bee reach the flower.



PSZCZÓŁKA MUSI WLECIEĆ DO KWIATKA BY ZEBRAĆ NEKTAR, POMÓŻ JEJ SIĘ WYDOSTAĆ

